

PowerGrip Twin Power Belts

Gates PowerGrip Twin Power Belts have teeth on both sides to provide synchronization from both driving surfaces. This configuration accommodates unique drive designs such as multipoint drives, shaft rotation reversal, and serpentine drives. Twin Power Belts are similar in construction to regular synchronous belts, including nylon-faced teeth on both sides.

Specifying Twin Power Belts

PowerGrip Twin Power Belts are specified using the same code as standard PowerGrip belts, except that they include a TP prefix. Thus, a Twin Power PowerGrip GT2 belt with 8mm pitch, 1600mm pitch length and 30mm width is specified as TP1600-8MGT-30. Similarly, a Twin Power PowerGrip Timing belt with an L pitch, 24" pitch length, and 1" width is specified as TP240L100. A listing of available sizes, both Stock and Standard/Non-Stock, is shown below. Standard/non-stock belts may require manufacturing lead time. Contact your local Gates representative for availability.

PowerGrip GT Twin Power belts are available in 3mm and 5mm pitches as non-stock, made to order items. Contact your Gates representative for availability.

Twin Power Drive Selection

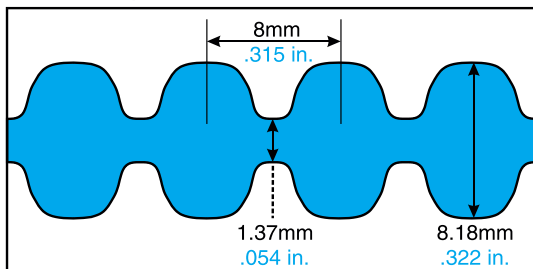
Gates Twin Power Belts can transmit 100% of their maximum rated load capacity from either side of the belt or in combination where the sum of the loads carried by both sides of the belt does not exceed the maximum rating of the belt. For example, a Twin Power Belt rated at 12 HP could be used with 50% of the maximum rated load on one side and 50% on the other; or 90% on one side and 10% on the other.

8mm Pitch PowerGrip GT2 TwinPower Stock Belt Lengths

Part No.	Pitch Length		No. of Teeth
	(mm)	(in)	
TP840-8MGT	840	33.08	105
TP880-8MGT	880	34.65	110
TP920-8MGT	920	36.23	115
TP960-8MGT	960	37.80	120
TP1040-8MGT	1040	40.95	130
TP1120-8MGT	1120	44.10	140
TP1200-8MGT	1200	47.25	150
TP1224-8MGT	1224	48.20	153
TP1280-8MGT	1280	50.40	160
TP1440-8MGT	1440	56.70	180
TP1600-8MGT	1600	63.00	200

Part No.	Pitch Length		No. of Teeth
	(mm)	(in)	
TP1760-8MGT	1760	69.30	220
TP1800-8MGT	1800	70.88	225
TP2000-8MGT	2000	78.75	250
TP2200-8MGT	2200	86.63	275
TP2400-8MGT	2400	94.50	300
TP2600-8MGT	2600	102.38	325
TP2800-8MGT	2800	110.25	350
TP3048-8MGT	3048	120.02	381
TP3280-8MGT	3280	129.15	410
TP3600-8MGT	3600	141.75	450
TP4400-8MGT	4400	173.25	550

8M PowerGrip GT2 Twin Power — Reference Dimensions



8M GT2 TwinPower Stock Belt Widths

Belt Width Code	Belt Width	
	(mm)	(in)
20	20	0.787
30	30	1.181
50	50	1.969
85	85	3.346



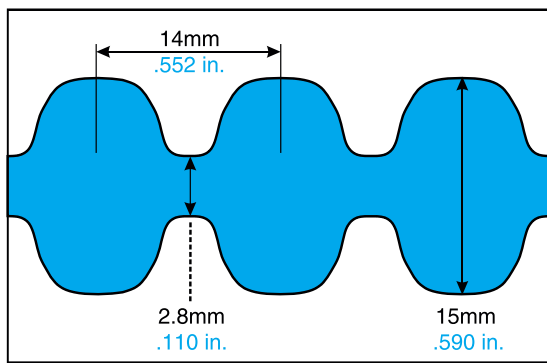
PowerGrip Twin Power Belts — continued

14mm Pitch PowerGrip GT2 TwinPower Stock Belt Lengths

Part No.	Pitch Length		No. of Teeth
	(mm)	(in)	
TP966-14MGT	966	38.03	69
TP1190-14MGT	1190	46.85	85
TP1400-14MGT	1400	55.12	100
TP1610-14MGT	1610	63.38	115
TP1778-14MGT	1778	70.00	127
TP1890-14MGT	1890	74.41	135
TP2100-14MGT	2100	82.67	150
TP2310-14MGT	2310	90.94	165
TP2450-14MGT	2450	96.45	175

Part No.	Pitch Length		No. of Teeth
	(mm)	(in)	
TP2590-14MGT	2590	101.96	185
TP2800-14MGT	2800	110.23	200
TP3150-14MGT	3150	124.01	225
TP3360-14MGT	3360	132.28	240
TP3500-14MGT	3500	137.79	250
TP3850-14MGT	3850	151.57	275
TP4326-14MGT	4326	170.31	309
TP4578-14MGT	4578	180.23	327

14M PowerGrip GT2 — Reference Dimensions



14MGT2 TwinPower Stock Belt Widths

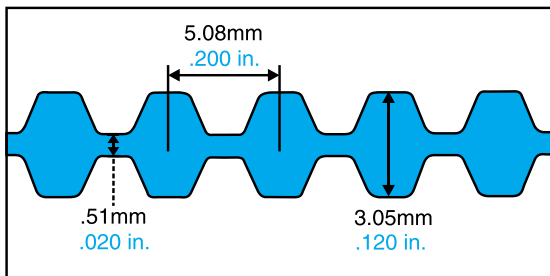
Belt Width Code	Belt Width	
	(mm)	(in)
40	40	1.575
55	55	2.165
85	85	3.346
115	115	4.528
170	170	6.693

1/5" (0.200") Pitch XL PowerGrip TwinPower Timing Stock Belt Lengths

Part No.	Pitch Length (in)	No. of Teeth
TP140XL	14.00	70
TP150XL	15.00	75
TP160XL	16.00	80
TP170XL	17.00	85
TP180XL	18.00	90
TP190XL	19.00	95
TP200XL	20.00	100
TP210XL	21.00	105
TP220XL	22.00	110
TP230XL	23.00	115

Part No.	Pitch Length (in)	No. of Teeth
TP240XL	24.00	120
TP250XL	25.00	125
TP260XL	26.00	130
TP270XL	27.00	135
TP280XL	28.00	140
TP290XL	29.00	145
TP300XL	30.00	150
TP310XL	31.00	155
TP330XL	33.00	165
TP340XL	34.00	170

XL PowerGrip Twin Power — Reference Dimensions



XL TwinPower Stock Belt Widths

Belt Width Code	Belt Width (in)
025	0.250
037	0.375

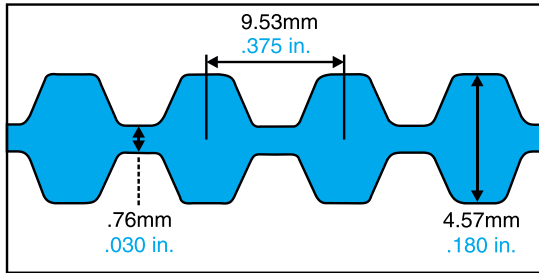
PowerGrip Twin Power Belts — continued

3/8" Pitch (0.375") Pitch L PowerGrip TwinPower Timing Stock Belt Lengths

Part No.	Pitch Length (in)	No. of Teeth
TP150L	15.00	40
TP165L	16.50	44
TP187L	18.75	50
TP195L	19.50	52
TP210L	21.00	56
TP225L	22.50	60
TP240L	24.00	64
TP255L	25.50	68
TP270L	27.00	72
TP285L	28.50	76
TP300L	30.00	80
TP322L	32.25	86

Part No.	Pitch Length (in)	No. of Teeth
TP345L	34.50	92
TP367L	36.75	98
TP390L	39.00	104
TP420L	42.00	112
TP450L	45.00	120
TP480L	48.00	128
TP510L	51.00	136
TP540L	54.00	144
TP600L	60.00	160
TP660L	66.00	176
TP817L	81.75	218

L PowerGrip Twin Power — Reference Dimensions



L TwinPower Stock Belt Widths

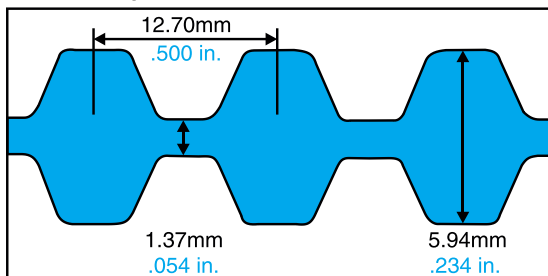
Belt Width Code	Belt Width (in)
050	0.500
075	0.750
100	1.000

1/2" (0.500") Pitch H PowerGrip TwinPower Timing Stock Belt Lengths

Part No.	Pitch Length (in)	No. of Teeth
TP240H	24.00	48
TP270H	27.00	54
TP300H	30.00	60
TP330H	33.00	66
TP350H	35.00	70
TP360H	36.00	72
TP390H	39.00	78
TP400H	40.00	80
TP420H	42.00	84
TP450H	45.00	90
TP480H	48.00	96
TP510H	51.00	102
TP540H	54.00	108
TP570H	57.00	114

Part No.	Pitch Length (in)	No. of Teeth
TP600H	60.00	120
TP630H	63.00	126
TP660H	66.00	132
TP700H	70.00	140
TP750H	75.00	150
TP800H	80.00	160
TP850H	85.00	170
TP900H	90.00	180
TP1000H	100.00	200
TP1100H	110.00	220
TP1250H	125.00	250
TP1400H	140.00	280
TP1700H	170.00	340

H PowerGrip Twin Power — Reference Dimensions



H TwinPower Stock Belt Widths

Belt Width Code	Belt Width (in)
075	0.750
100	1.000
150	1.500
200	2.000
300	3.000

